

TIMBERWOLF[®]




Lead the pack

timberwolf-uk.com

FEATURE OVERVIEW

Reversible Blades

Twice the blade life – convenient grinding indication for end of life.




Non Latching Reverse

Convenient feed functionality of awkwardly shaped brush.




Quadforce Rollers

Horizontal hydraulic rollers for ultimate crushing and feed power.



Adjustable Discharge

Simple chip management.



Wolfport

Quick & easy access to the blades and rotor housing.



Grease port

Maintenance made easy - convenient central greasing for all bearings.



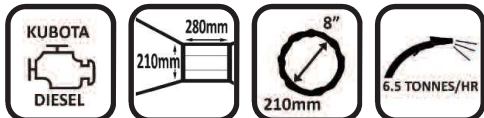
ROAD TOWABLE DIESEL HYDRAULIC CHIPPER

TW 280TDHB

- 8 $\frac{1}{4}$ " (210MM) CUTTING PERFORMANCE
- 6.5 TONNES PER HOUR
- 45HP KUBOTA DIESEL ENGINE

FEATURES


- 2 X QUICK ACCESS DOUBLE-SIDED REVERSIBLE BLADES
- 280MM X 210MM FEED OPENING
- QUAD FORCE ROLLERS
- 280° ADJUSTABLE DISCHARGE
- AVERAGE CHIP SIZE 19.5MM



THE WOLF WITH THE BIGGER APPETITE

TW 280TDHB is nothing short of outstanding. It is built to tackle the toughest of jobs with minimal maintenance. Bigger and stronger, yet it's still easy to use.

The TW 280TDHB has an extra-wide feed funnel and open top section to provide better visibility and ease of feeding. It has a wider in-feed aperture (280mm x 210mm) which is bigger in overall area than the nearest rival. Designed with the operator in mind, whether it's the additional safety controls such as the reverse feed rollers overriding the stop bar or the carefully positioned air filter intakes to draw in cool, dust-free air. The devil really is in the detail!





**‘A faster stronger machine
for the most demanding
arborists’**

SPECIFICATIONS

ROAD TOWABLE PETROL HYDRAULIC CHIPPERS

	MODEL	ENGINE	FUEL	TANK CAPACITY	WEIGHT	LENGTH - Tray up/down	WIDTH	HEIGHT	MAX. DIA. INFEED*	THROUGHPUT	FEED METHOD	BLADES
	TW 160PH/(a)	22hp Honda 4 stroke	Unleaded Petrol	18 litres (4 gallons)	608kg 613kg(a)	2935mm 3475mm	1266mm	2108mm	152mm (6")*	Up to 3.5 tonnes per hour	Twin hydraulic rollers c/w Auto Feed Control	2 x 109mm (4 1/4") double sided, fully hardened
	TW 230PAHB/(a)	37hp B&S Vanguard V-Twin petrol engine	Unleaded Petrol	18 litres (4 gallons)	680kg 717kg(a)	3248mm/3786mm 3383mm/3921mm(a)	1520mm	2213mm	160mm (6 1/4")*	Up to 5 tonnes per hour	Twin hydraulic rollers c/w Auto Feed Control	2 x 135mm (5 1/4") double sided, fully hardened
	TW 230PWHB/(a)	32.5hp Kubota WG972 petrol engine	Unleaded Petrol	18 litres (4 gallons)	726kg 744kg(a)	3248mm/3786mm 3383mm/3921mm(a)	1520mm	2205mm	160mm (6 1/4")*	Up to 5 tonnes per hour	Twin hydraulic rollers c/w Auto Feed Control	2 x 135mm (5 1/4") double sided, fully hardened
	TW 280PHB/(a)	Kubota 57hp WG1605 4 cyl. petrol engine	Unleaded Petrol	36 litres (7.9 gallons)	1193kg 1252kg(a)	3330mm/3860mm 4076mm/4606mm(a)	1640mm	2370mm 2431mm(a)	210mm (8 1/4")*	Up to 6.5 tonnes per hour	Twin hydraulic rollers c/w Auto Feed Control	2 x 158mm (6 1/4") double sided, fully hardened

ROAD TOWABLE DIESEL HYDRAULIC CHIPPERS

	MODEL	ENGINE	FUEL	TANK CAPACITY	WEIGHT	LENGTH - Tray up/down	WIDTH	HEIGHT	MAX. DIA. INFEED*	THROUGHPUT	FEED METHOD	BLADES
	TW 230DHB/(a)	35hp Kubota 4-cylinder	Diesel	18 litres (4 gallons)	749kg	3285mm/3810mm 3520mm/4045mm (a)	1520mm	2220mm	160mm (6 1/4")*	Up to 5 tonnes per hour	Twin hydraulic rollers c/w Auto Feed Control	2 x 135mm (5 1/4") double sided, fully hardened
	TW 280TDHB/(a)	45hp Kubota 4-cylinder turbo	Diesel	36 litres (7.9 gallons)	1180kg 1240kg(a)	3330mm/3860mm 4076mm/4606mm (a)	1640mm	2370mm 2431mm(a)	210mm (8 1/4")*	Over 6.5 tonnes per hour	Twin hydraulic rollers c/w Auto Feed Control	2 x 158mm (6 1/4") double sided, fully hardened
	TW 350DHB(t)/(a)	64hp Hatz 4-cylinder	Diesel	38 litres (8 gallons)	2270kg 2320kg(a)	3420mm/4030mm 3655mm/4265mm (a)	2075mm	2675mm	230mm (9")*	Up to 12 tonnes per hour	Twin hydraulic rollers c/w Auto Feed Control/Auto Reverse	4 x 180mm (7") double sided, fully hardened



TRACKED HYDRAULIC CHIPPERS

	MODEL	ENGINE	FUEL	TANK CAPACITY	WEIGHT	LENGTH - Tray up/down	WIDTH	HEIGHT	MAX. DIA. INFEED*	THROUGHPUT	FEED METHOD	BLADES
	TW 230VTR	35hp Kubota 4-cylinder	Diesel	36 litres (7.9 gallons)	1280kg (excl. winch)	2815mm 3550mm	812mm - (1302mm with extended tracks)	2218mm	160mm (6 1/4")*	Up to 5 tonnes per hour	Twin hydraulic rollers c/w Auto Feed Control	2 x 135mm (5 1/4") double sided, fully hardened
	TW 280TFTR	45hp Kubota 4-cylinder turbo	Diesel	36 litres (7.9 gallons)	1650kg	2740mm 3300mm	1410mm	2320mm	210mm (8 1/4")*	Over 6.5 tonnes per hour	Twin hydraulic rollers c/w Auto Feed Control	2 x 158mm (6 1/4") double sided, fully hardened
	TW 280TVGTR	45hp Kubota 4-cylinder turbo	Diesel	36 litres (7.9 gallons)	2089kg 2152kg with winch	2880mm 3665mm	1480mm (2010mm with extended tracks)	2455mm (2850mm fully extended)	210mm (8 1/4")*	Over 6.5 tonnes per hour	Twin hydraulic rollers c/w Auto Feed Control	2 x 158mm (6 1/4") double sided, fully hardened

PTO CHIPPERS

	MODEL	ENGINE	FUEL	TANK CAPACITY	WEIGHT	LENGTH - Tray up/down	WIDTH	HEIGHT	MAX. DIA. INFEED*	THROUGHPUT	FEED METHOD	BLADES
	TW PTO/100G	18 - 40hp @ PTO (540rpm)	N/A	N/A	268kg	1935mm 2460mm	1000mm	2050mm	100mm (4")	Up to 1.5 tonnes per hour	Positive blade feed	2 x 177mm (7") fully hardened
	TW PTO/150H	25 - 60hp @ PTO (540rpm)	N/A	N/A	400kg	1775mm 2880mm	1110mm	2035mm	152mm (6")	Up to 4 tonnes per hour	Twin hydraulic rollers c/w Auto Feed Control	2 x 100mm (4") fully hardened

GRAVITY CHIPPERS

	MODEL	ENGINE	FUEL	TANK CAPACITY	WEIGHT	LENGTH - Tray up/down	WIDTH	HEIGHT	MAX. DIA. INFEED*	THROUGHPUT	FEED METHOD	BLADES
	TW 13/75G	13hp Honda 4 stroke	Unleaded petrol	6.5 litres (1.4 gallons)	188kg	1565mm (working) 815mm (removed)	800mm	1600mm	75mm (3")	0.75 tonnes per hour	Positive blade feed	1 x 177mm (7") fully hardened
	TW 18/100G	18hp Briggs & Stratton 4 stroke	Unleaded petrol	8.5 litres (1.8 gallons)	375kg	2560mm 2910mm	1280mm	2065mm	100mm (4")	Up to 1.5 tonnes per hour	Positive blade feed	2 x 177mm (7") fully hardened

SHREDDERS

	MODEL	ENGINE	FUEL	TANK CAPACITY	WEIGHT	LENGTH - Tray up/down	WIDTH	HEIGHT	MAX. DIA. INFEED*	THROUGHPUT	FEED METHOD	HAMMERS
	TW S426TDHB	45hp Kubota 4-cylinder turbo	Diesel	33 litres (7.2 gallons)	1350kg	3600mm 4220mm	1506mm	2220 mm	426mm (16 3/4") x 230mm (9")*	Up to 3 tonnes per hour	Hydraulic roller Auto Feed Control/Auto Back off	18 single form replaceable hammers
	TW S426TFTR	45hp Kubota 4-cylinder turbo	Diesel	30 litres (6.5 gallons)	1840kg	3100mm 3775mm	1355mm	2500 mm	426mm (16 3/4") x 230mm (9")*	Up to 3 tonnes per hour	Hydraulic roller Auto Feed Control/Auto Back off	18 single form replaceable hammers
	TW PTO/S426	80 - 115hp @ PTO (1000rpm)	N/A	N/A	1260kg	2205mm 2795mm	1355mm	2420 mm	426mm (16 3/4") x 230mm (9")*	Up to 3 tonnes per hour	Hydraulic roller Auto Feed Control/Auto Back off	18 single form replaceable hammers



TIMBERWOLF
Entec House
Tomo Industrial Estate
Stowmarket
Suffolk IP14 5AY

CONTACT:
T: +44 1449 765800
E: info@timberwolf-uk.com
W: timberwolf-uk.com



B-TWA4RANGE-7 2018

This information has been compiled for worldwide circulation. While general information, pictures and descriptions are provided, some illustrations and text may include finance, product options and accessories not available in all regions. Please contact your local dealer for details. Entec Industries Ltd reserves the right to change specification and design of products described in this literature without notice.